



Quarterly Factsheet

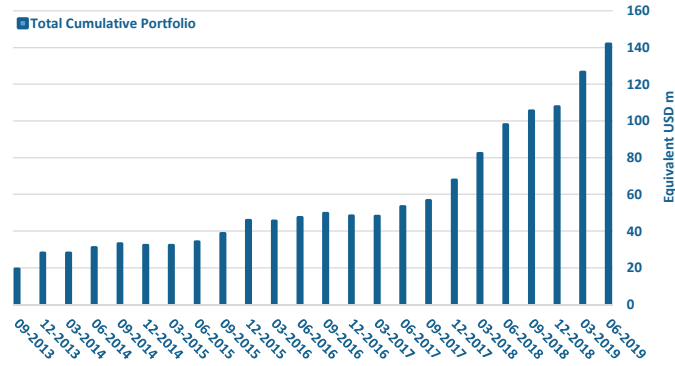
June 2019

Portfolio details (USD m)

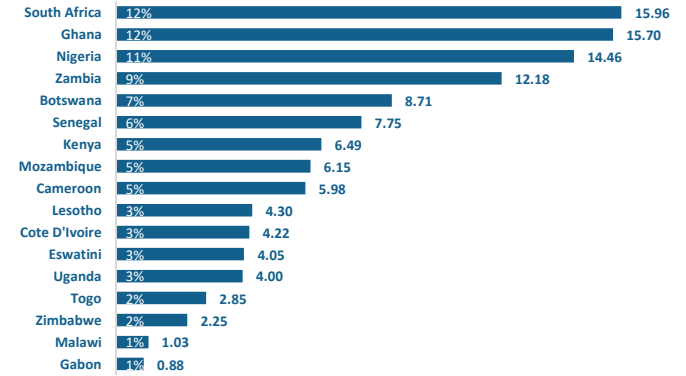
| | |
|-----------------------------|-------|
| As at 30 June 2019 | |
| Total Cumulative Portfolio | 141.0 |
| Total Portfolio Outstanding | 115.1 |
| Investable Cash* | 69.0 |
| Investments (#)** | 53 |
| Companies (#) | 33 |
| Countries (#) | 17 |

*Cash in Bank & Committed Capital for Investments
 **Total investments to date 53, of which 9 have matured

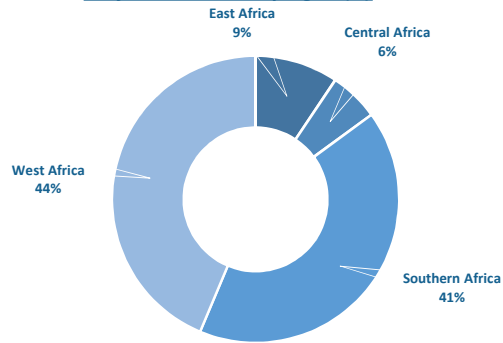
Portfolio growth



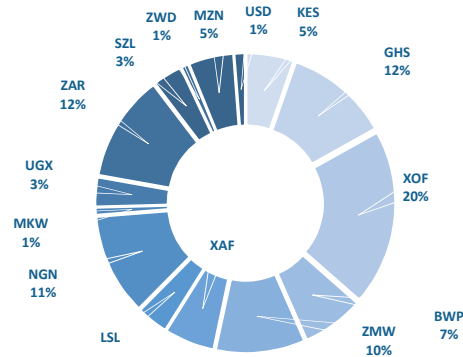
Country Distribution



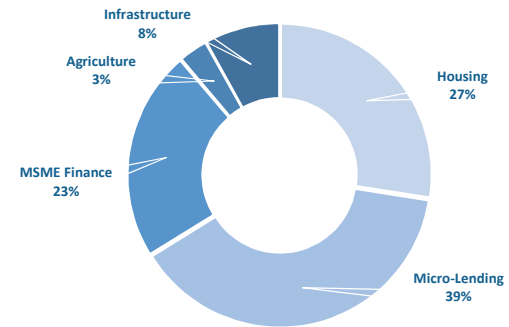
Portfolio distribution by region (%)



Portfolio distribution by local currency (%)



Portfolio distribution by sector (%)





Outstanding Portfolio as at 30 June 2019

| Country | Name of Company | Currency | Amount | | | Issue Date | Maturity Date | Years Left | Coupon | | | Int. Period (mths) | Bus. Days | Amortization | | Sector |
|---------------|---------------------|----------|------------------------|----------------------|----------------------|------------|---------------|------------|-------------------|--------------|------------|--------------------|-----------|---------------|-------------|----------------|
| | | | in Local Currency (mm) | in USD mm Equivalent | Outstanding (USD mm) | | | | Fixed or Floating | Margin (bps) | Reference | | | Period (mths) | Grace (yrs) | |
| Botswana | Bayport Botswana | BWP | 20.00 | 2.02 | 1.01 | 05/2015 | 05/2020 | 0.9 | Fixed | 1506 | NA | 3 | 365 | 12 | NA | Micro-Lending |
| | | BWP | 30.50 | 2.85 | 2.85 | 12/2016 | 12/2023 | 4.4 | Fixed | 1534 | NA | 3 | 365 | Bullet | NA | Micro-Lending |
| | GetBucks | BWP | 21.00 | 2.02 | 2.02 | 02/2017 | 02/2020 | 0.6 | Fixed | 1500 | NA | 6 | 360 | Bullet | NA | Micro-Lending |
| | | BWP | 25.00 | 2.59 | 2.59 | 04/2018 | 04/2021 | 1.7 | Fixed | 1500 | NA | 6 | 360 | Bullet | NA | Micro-Lending |
| Togo | CRRH | XOF | 1,500.00 | 3.15 | 1.33 | 10/2013 | 10/2023 | 4.3 | Fixed | 600 | NA | 6 | 360 | 6 | 0 | Housing |
| | | XOF | 844.58 | 1.50 | 1.31 | 11/2017 | 11/2029 | 10.3 | Fixed | 595 | NA | 6 | 360 | 6 | 0 | Housing |
| Gabon | Alios | XAF | 1,000.00 | 2.05 | 0.88 | 08/2014 | 08/2021 | 2.1 | Fixed | 625 | NA | 6 | 365 | 12 | 0 | MSME Finance |
| Ghana | AFB | GHS | 22.00 | 4.80 | 4.80 | 05/2018 | 05/2025 | 5.8 | Fixed | 1910 | NA | 6 | 365 | Bullet | NA | Micro-Lending |
| | Bayport Ghana | GHS | 8.00 | 2.09 | 2.09 | 05/2016 | 05/2021 | 1.8 | Fixed | 2800 | NA | 6 | 365 | Bullet | NA | Micro-Lending |
| | Ghana Home Loans | USD | 1.48 | 1.48 | 1.48 | 02/2019 | 02/2026 | 6.6 | Fixed | 850 | NA | 6 | 365 | 5 | NA | Housing |
| | IZWE Ghana | GHS | 40.00 | 7.33 | 7.33 | 03/2019 | 03/2020 | 0.7 | Fixed | 2400 | NA | 3 | 365 | Bullet | NA | Micro-Lending |
| Kenya | Musoni Microfinance | KES | 250.00 | 2.48 | 2.48 | 06/2018 | 06/2021 | 1.9 | Fixed | 1660 | NA | 6 | 364 | Bullet | NA | Micro-Lending |
| | Platinum Kenya | KES | 400.00 | 4.01 | 4.01 | 01/2019 | 01/2023 | 3.5 | Fixed | 1680 | NA | 6 | 364 | Bullet | NA | Micro-Lending |
| Zambia | IZWE | ZMW | 36.10 | 3.00 | 3.00 | 10/2015 | 10/2019 | 0.2 | Floating | 500 | 182d TBill | 6 | 365 | Bullet | NA | Micro-Lending |
| | | ZMW | 50.00 | 5.13 | 5.13 | 03/2018 | 03/2023 | 3.6 | Fixed | 2200 | NA | 6 | 365 | Bullet | NA | Micro-Lending |
| | M Finance | ZMW | 26.15 | 2.17 | 2.17 | 10/2015 | 10/2020 | 1.2 | Fixed | 2500 | NA | 6 | 365 | Bullet | NA | MSME Finance |
| | | ZMW | 10.00 | 0.83 | 0.83 | 10/2015 | 10/2020 | 1.2 | Fixed | 2600 | NA | 6 | 365 | Bullet | NA | MSME Finance |
| Senegal | Zambian Home Loans | ZMW | 10.00 | 1.05 | 1.05 | 03/2017 | 03/2024 | 4.7 | Fixed | 2222 | NA | 6 | 365 | Bullet | NA | Housing |
| | Baobab | XOF | 1,750.00 | 3.00 | 2.70 | 09/2016 | 09/2023 | 4.2 | Fixed | 680 | NA | 6 | 365 | 7 | 2 | MSME Finance |
| | Baobab II | XOF | 1,750.00 | 3.01 | 3.01 | 06/2019 | 06/2026 | 6.9 | Fixed | 750 | NA | 6 | 365 | 7 | 2 | MSME Finance |
| | Senelec | XOF | 2,690.54 | 5.05 | 5.05 | 03/2018 | 03/2025 | 5.7 | Fixed | 650 | NA | 6 | 365 | 7 | 2 | Infrastructure |
| Cote D'Ivoire | Alios | XOF | 1,800.00 | 3.08 | 2.20 | 06/2017 | 06/2024 | 4.9 | Fixed | 699 | NA | 6 | 365 | 6 | - | MSME Finance |
| | FCTC Cofina | XOF | 1,407.65 | 2.69 | 0.90 | 05/2018 | 11/2019 | 0.3 | Fixed | 750 | NA | 6 | 365 | 6 | 0 | MSME Finance |
| Lesotho | Lesana | LSL | 30.00 | 2.35 | 2.35 | 06/2017 | 06/2020 | 0.9 | Fixed | 1400 | NA | 6 | 365 | Bullet | NA | Housing |
| | Lesana | LSL | 25.00 | 1.96 | 1.96 | 03/2019 | 03/2024 | 4.7 | Fixed | 1400 | NA | 6 | 365 | Bullet | NA | Housing |
| Nigeria | Dufil Foods Nigeria | NGN | 1,400.00 | 3.84 | 3.84 | 08/2017 | 09/2022 | 3.1 | Fixed | 1825 | NA | 6 | 365 | Bullet | NA | Agriculture |
| | LAPO Microfinance | NGN | 2,000.00 | 5.00 | 5.00 | 12/2017 | 12/2022 | 3.4 | Fixed | 1775 | NA | 6 | 365 | Bullet | NA | MSME Finance |
| | NS Power | NGN | 360.00 | 1.07 | 1.00 | 02/2019 | 02/2034 | 14.6 | Fixed | 1560 | NA | 6 | 365 | 15 | - | Infrastructure |
| | Mixta Nigeria | NGN | 1,320.00 | 4.00 | 4.00 | 10/2018 | 10/2023 | 4.2 | Fixed | 1775 | NA | 6 | 365 | Bullet | NA | Housing |
| Malawi | Select Malawi | MKW | 750.00 | 1.03 | 1.03 | 11/2017 | 11/2021 | 2.3 | Fixed | 2450 | NA | 6 | 365 | Bullet | NA | Housing |
| Uganda | Platinum Credit | UGX | 10,844.95 | 3.00 | 3.00 | 12/2017 | 12/2020 | 1.4 | Fixed | 1850 | NA | 6 | 364 | Bullet | NA | Micro-Lending |
| | | UGX | 3,615.00 | 1.00 | 1.00 | 12/2017 | 12/2022 | 3.4 | Fixed | 2050 | NA | 6 | 364 | Bullet | NA | Micro-Lending |
| South Africa | Growthpoint | ZAR | 52.00 | 4.68 | 4.68 | 03/2018 | 12/2028 | 9.4 | Floating | 200 | 3mo Jibar | 3 | 365 | Bullet | NA | Housing |
| | BaySec SA | ZAR | 70.00 | 4.95 | 4.95 | 09/2018 | 09/2023 | 4.2 | Floating | 625 | 3mo Jibar | 3 | 365 | Bullet | NA | Housing |
| | SA Homeloans | ZAR | 8.00 | 0.56 | 0.56 | 10/2018 | 08/2023 | 4.1 | Floating | 240 | 3mo Jibar | 3 | 365 | Bullet | NA | Housing |
| | | ZAR | 21.00 | 1.46 | 1.46 | 10/2018 | 08/2023 | 4.1 | Floating | 520 | 3mo Jibar | 3 | 365 | Bullet | NA | Housing |
| Eswatini | FINCORP | SZL | 48.00 | 4.05 | 4.05 | 04/2018 | 04/2023 | 3.7 | Fixed | 1400 | NA | 6 | 365 | Bullet | NA | MSME Finance |
| Zimbabwe | Honde Hydro | ZWD | 2.25 | 0.75 | 1.00 | 06/2018 | 06/2023 | 3.9 | Fixed | 850 | NA | 6 | 360 | Bullet | NA | Infrastructure |
| Mozambique | Opportunity Bank | MZN | 180.00 | 3.05 | 3.05 | 06/2018 | 06/2021 | 1.9 | Fixed | 2150 | NA | 6 | 360 | Bullet | NA | Micro-Lending |
| | Bayport Mozambique | MZN | 180.00 | 3.10 | 3.10 | 08/2018 | 08/2021 | 2.1 | Fixed | 2200 | NA | 6 | 360 | Bullet | NA | Micro-Lending |
| Cameroon | OraBank Group | XAF | 3,455.00 | 2.99 | 2.99 | 02/2019 | 01/2024 | 4.5 | Fixed | 650 | NA | 6 | 365 | 5 | 1 | MSME Finance |

Stakeholders:



Federal Ministry
for Economic Cooperation
and Development



Fund Manager:

