



Quarterly Factsheet

June 2018

Portfolio details (USD m)

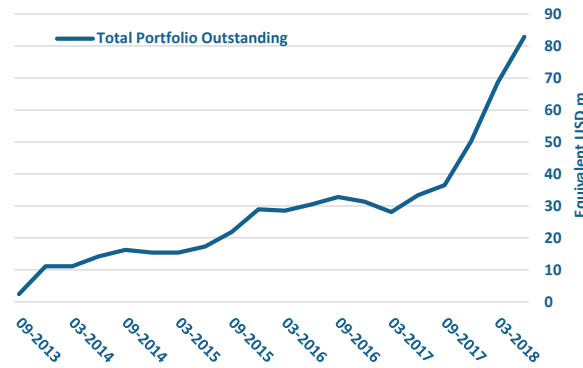
As at 30 June 2018

Total Cumulative Capital Deployed	101.1
Total Portfolio Outstanding	83.2
Investable Cash*	92.4
Investments (#)**	33
Companies (#)	21
Countries (#)	16

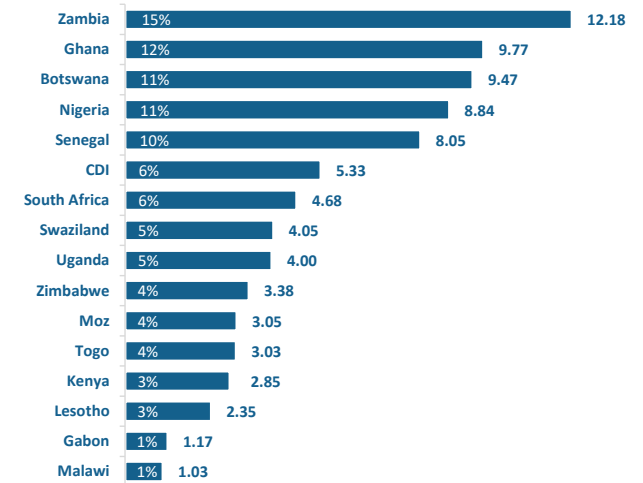
*Cash in Bank & Committed Capital for Investments

**Total investments to date of 38, of which 5 have matured

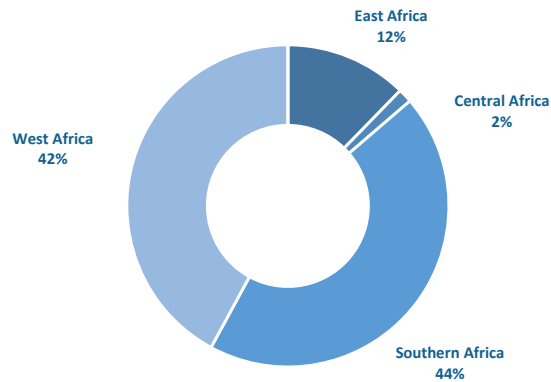
Portfolio growth



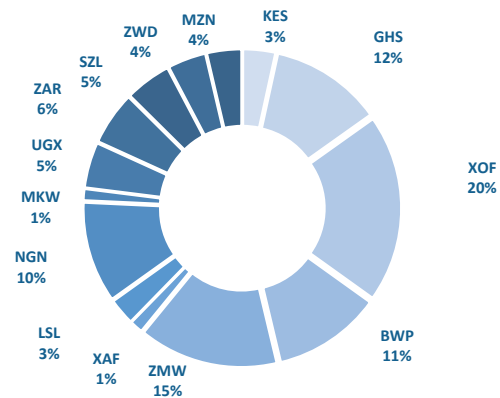
Country Distribution



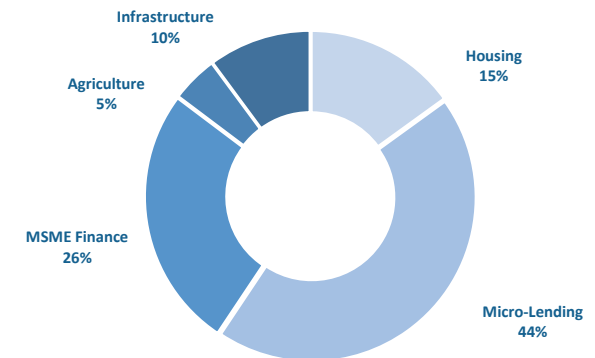
Portfolio distribution by region (%)



Portfolio distribution by local currency (%)



Portfolio distribution by sector (%)





Outstanding Portfolio as at 30 June 2018

Country	Name of Company	Currency	Amount			Issue Date	Maturity Date	Years Left	Coupon			Int. Period (mths)	Bus. Days	Amortization		Sector
			in Local Currency (mm)	in USD mm Equivalent	Outstanding (USD mm)				Fixed or Floating	Margin (bps)	Reference			Period (mths)	Grace (yrs)	
Botswana	Bayport Botswana	BWP	20.00	2.02	2.02	05/2015	05/2020	1.8	Fixed	1506	NA	3	365	12	NA	Micro-Lending
		BWP	30.50	2.85	2.85	12/2016	12/2023	5.4	Fixed	1534	NA	3	365	Bullet	NA	Micro-Lending
	GetBucks	BWP	21.00	2.02	2.02	02/2017	02/2020	1.6	Fixed	1500	NA	6	360	Bullet	NA	Micro-Lending
Togo	CRRH	XOF	1,500.00	3.15	1.64	10/2013	10/2023	5.3	Fixed	600	NA	6	360	6	0	Housing
		XOF	844.58	1.45	1.39	11/2017	11/2029	11.3	Fixed	595	NA	6	360	6	0	Housing
Gabon	Alios	XAF	1,000.00	2.05	1.17	08/2014	08/2021	3.1	Fixed	625	NA	6	365	12	0	MSME Finance
Ghana	AFBG	GHS	3.00	0.78	0.78	09/2015	09/2018	0.2	Fixed	2650	NA	6	365	Bullet	NA	Micro-Lending
		GHS	22.00	4.80	4.80	05/2018	05/2025	6.8	Fixed	1910	NA	6	365	Bullet	NA	Micro-Lending
	Bayport Ghana	GHS	8.00	2.09	2.09	12/2015	12/2018	0.4	Fixed	2800	NA	6	365	Bullet	NA	Micro-Lending
GHS		8.00	2.09	2.09	05/2016	05/2021	2.8	Fixed	2800	NA	6	365	Bullet	NA	Micro-Lending	
Kenya	Shelter Afrique	KES	210.00	2.42	0.38	09/2013	09/2018	0.2	Floating	150	182d TBill	6	364	6	2	Housing
	Musoni Kenya	KES	250.00	2.48	2.48	06/2018	06/2021	2.9	Fixed	1660	NA	6	364	Bullet	2	Micro-Lending
Zambia	IZWE	ZMW	36.10	3.00	3.00	10/2015	10/2019	1.2	Floating	500	182d TBill	6	365	Bullet	NA	Micro-Lending
		ZMW	50.00	5.13	5.13	03/2018	03/2023	4.6	Fixed	2200	NA	6	365	Bullet	NA	Micro-Lending
	M Finance	ZMW	26.15	2.17	2.17	10/2015	10/2020	2.2	Fixed	2500	NA	6	365	Bullet	NA	MSME Finance
		ZMW	10.00	0.83	0.83	10/2015	10/2020	2.2	Fixed	2600	NA	6	365	Bullet	NA	MSME Finance
Zambian Home Loans	ZMW	10.00	1.05	1.05	03/2017	03/2024	5.7	Fixed	2222	NA	6	365	Bullet	NA	Housing	
Senegal	Microcred	XOF	1,750.00	3.00	3.00	09/2016	09/2023	5.2	Fixed	680	NA	6	365	7	2	MSME Finance
	Senelec	XOF	2,690.54	5.05	5.05	03/2018	03/2025	6.7	Fixed	650	NA	6	365	7	2	Infrastructure
Cote D'Ivoire	Alios	XOF	1,800.75	3.08	2.64	06/2017	06/2024	5.9	Fixed	699	NA	6	365	6	-	MSME Finance
Lesotho	Lesana	LSL	30.00	2.35	2.35	06/2017	06/2020	1.9	Fixed	1400	NA	6	365	Bullet	NA	Housing
Nigeria	Dufil Foods Nigeria	NGN	1,400.00	3.84	3.84	08/2017	09/2022	4.1	Fixed	1825	NA	6	365	Bullet	NA	Agriculture
	LAPO Microfinance	NGN	2,000.00	5.00	5.00	12/2017	12/2022	4.4	Fixed	1775	NA	6	365	Bullet	NA	MSME Finance
Malawi	Select Malawi	MKW	750.00	1.03	1.03	11/2017	11/2021	3.3	Fixed	2450	NA	6	365	Bullet	NA	Housing
Uganda	Platinum Credit	UGX	10,844.95	3.00	3.00	12/2017	12/2020	2.4	Fixed	1850	NA	6	364	Bullet	NA	Micro-Lending
		UGX	3,615.00	1.00	1.00	12/2017	12/2022	4.4	Fixed	2050	NA	6	364	Bullet	NA	Micro-Lending
South Africa	Growthpoint	ZAR	52.00	4.52	4.68	03/2018	12/2028	10.4	Floating	200	3mo Jibar	3	365	Bullet	NA	Housing
Swaziland	FINCORP	SZL	48.00	4.05	4.05	03/2018	03/2023	4.7	Fixed	1400	NA	6	365	Bullet	NA	MSME Finance
Zimbabwe	Honde Hydro	ZWD	2.25	3.38	3.38	06/2018	06/2023	4.9	Fixed	850	NA	6	360	Bullet	NA	Infrastructure
Mozambique	Opportunity Bank	MZN	180.00	3.05	3.05	06/2018	06/2021	2.9	Fixed	2150	NA	6	360	Bullet	NA	Micro-Lending

Stakeholders:



Fund Manager:

