



Quarterly Factsheet

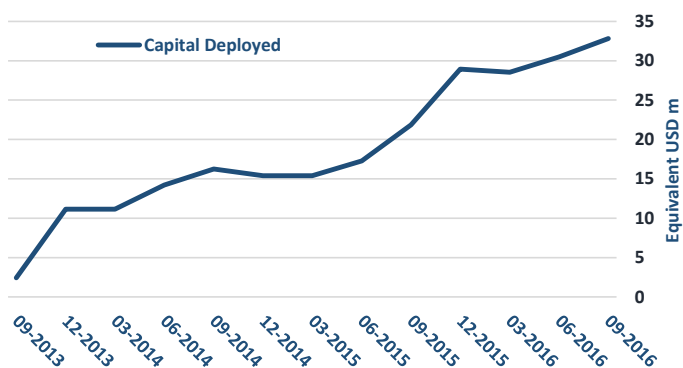
September 2016

Portfolio details (USD m)

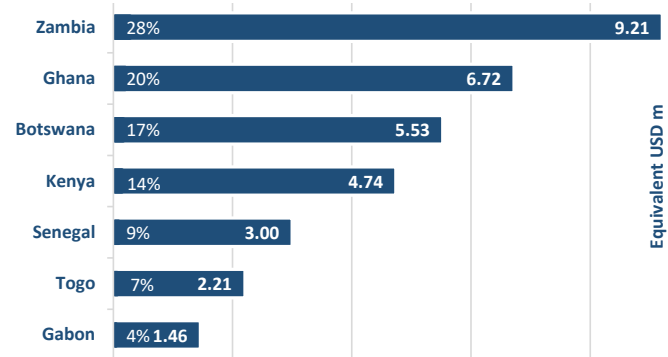
As at 30 Sept 2016

Portfolio Outstanding	32.9
Cash	1.0
Investments	16
Companies (#)	12
Countries (#)	7

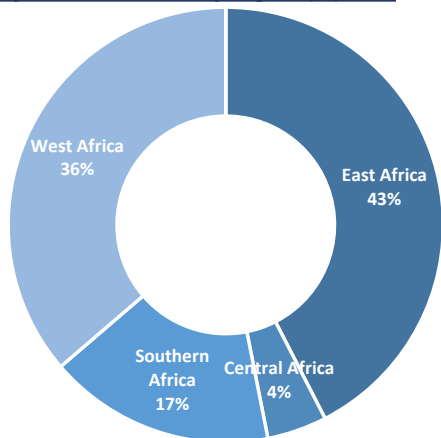
Portfolio growth



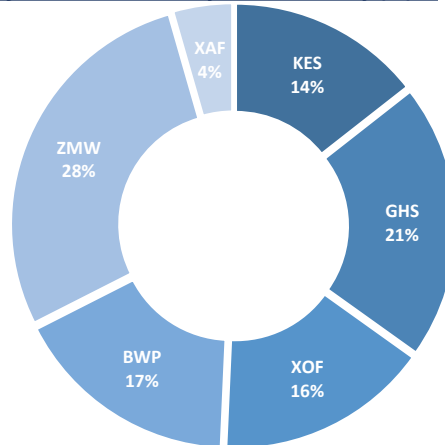
Country Distribution



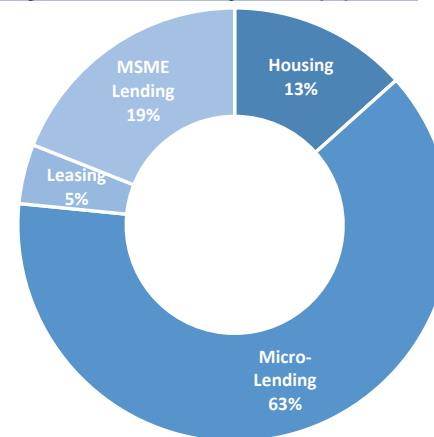
Portfolio distribution by region (%)



Portfolio distribution by local currency (%)



Portfolio distribution by sector (%)



Portfolio as at 30 September 2016

Country	Name of Company	Currency	Amount			Issue Date	Maturity Date	Years Left	Coupon			Interest Period (mths)	Business Days	Amortization		Sector
			in Local Currency (mm)	in USD mm Equivalent	Outstanding (USD mm)				Fixed or Floating	Margin (bps)	Reference			Period (mths)	Grace (yrs)	
Botswana	Bayport Botswana	BWP	30.00	3.50	3.50	11/2013	11/2016	0.1	Floating	638	90d TBill	3	365	Bullet	NA	Micro-Lending
		BWP	20.00	2.02	2.02	05/2015	05/2020	3.6	Fixed	1325	NA	3	365	Bullet	NA	Micro-Lending
Togo	CRRH	XOF	1,500.00	3.15	2.21	10/2013	10/2023	7.1	Fixed	600	NA	6	360	6	0	Housing
Gabon	Alios	XAF	1,000.00	2.05	1.46	08/2014	08/2021	4.8	Fixed	625	NA	6	365	12	0	Leasing
Ghana	AFBG	GHS	4.00	1.07	1.07	08/2015	08/2018	1.8	Floating	370	182d TBill	6	365	Bullet	NA	Micro-Lending
		GHS	3.00	0.78	0.78	09/2015	09/2018	2.0	Fixed	2650	NA	6	365	Bullet	NA	Micro-Lending
	HFC	GHS	5.00	2.07	0.69	12/2013	12/2016	0.2	Floating	250	182d TBill	6	364	12	0	Housing
	Bayport Ghana	GHS	8.00	2.09	2.09	12/2015	12/2018	2.2	Fixed	2800	NA	6	365	Bullet	NA	Micro-Lending
GHS		8.00	2.09	2.09	05/2016	05/2021	4.6	Fixed	2800	NA	6	365	Bullet	NA	Micro-Lending	
Kenya	Shelter Afrique	KES	210.00	2.42	1.50	09/2013	09/2018	2.0	Floating	150	182d TBill	6	364	6	4	Housing
	Real People Kenya	KES	327.90	3.24	3.24	08/2015	08/2020	3.8	Fixed	1365	NA	6	364	Bullet	5	MSME Lending
Zambia	Bayport Zambia	ZMW	20.00	3.22	3.22	04/2014	04/2018	1.6	Floating	250	182d TBill	6	365	Bullet	NA	Micro-Lending
	IZWE	ZMW	36.10	3.00	3.00	10/2015	10/2019	3.0	Floating	500	182d TBill	6	365	Bullet	NA	Micro-Lending
	M Finance	ZMW	26.15	2.17	2.17	10/2015	10/2020	4.0	Fixed	2500	NA	6	365	Bullet	NA	MSME Lending
		ZMW	10.00	0.83	0.83	10/2015	10/2020	4.0	Fixed	2600	NA	6	365	Bullet	NA	MSME Lending
Senegal	Microcred	XOF	1,750.00	3.00	3.00	09/2016	09/2023	7.0	Fixed	680	NA	6	365	7	2	Micro-Lending

Sponsors:



Fund Manager:

